



MT-CRU Series: **CRU Hard Disk Duplicator and Eraser**

MT-CRU Series is a professional CRU HDD duplicator, specially designed for high volume duplication. U-Reach adopted a unique multitasking technology that can simultaneously copy 15 targets without speed degradation. We guarantee the highest productivity without speed degradation, even as the number of targets increase.

Features

Operation Type

Stand-alone, FPGA-based operation (Non PC-based system design).

Bandwidth Performance

Speed transfers of up to 18.0 GB/min. (300MB/sec.) Dedicated bandwidth enables high-volume replications without speed degradation.

Modular Cabling Design

Modular-designed ports effectively reduce downtime and is cost-effective for long-term ownership.

Event Log Management

- Records: operating durations, individual port copy progressions, connected device models, capacities, serial numbers, and PASS or FAIL results.
- Device writing/reading speeds are recorded.
- Log report files are generated through Port #1 or through the U-Reach PC Link Software Utility.

Controller Design

Embedded controller is designed to support capacities over 18TB+. Constant improvement supports latest market-available devices.



Read-Only Source Port

There is no option to disable this built-in feature and it is integrated with all U-Reach duplicators.

Real-Time PC Monitoring

View live status for: writing/reading speed, total capacity, current function progress per port.

Product Models

Photos	Models	Target Ports	Product Dimensions	Package
	MT800H-CRU	1:7	36 x 29 x 28 cm	Duplicator (1 carton): 52*52*33 cm 9.0 Kg Frame (1 carton): 40*32*31 cm 6.1 Kg
	MT1600H-CRU	1:15	60 x 38 x 34 cm	Duplicator (1 carton): 75*47*33 cm 11.4 Kg Frame (2 cartons): 40*32*31 cm 6.1 Kg

Standard Package



Duplicator x 1*



Power Cord x 1



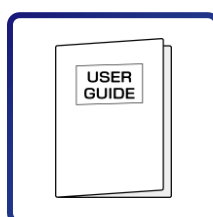
Grounding Cable x 1



USB Cable for PC Link x 1



PC Link Software Disc x 1




User Manual x 1

*The CRU Frame is shipped separately and need to install onto the duplicator.



Optional Accessories



CRU Carrier
MoveDock 3S

Specifications

Maximum Speed Supported 18.0GB/min
 Actual performance is dependent on device transfer speeds

Supported Formats	<ul style="list-style-type: none"> • Quick Copy (System and Files): FAT16/32/exFAT, Windows (NTFS), Linux(Ext2/Ext3/Ext4), and Mac(HFS/HFS+/HFSX) • Whole Device Copy: All formats, including proprietary formats. • GPT, MBR, and Advanced Formats.
-------------------	---

Supported Capacity Over 18TB+.

Supported OS All (Windows, Mac, Linux, and other proprietary systems)

Operation Mode Standalone, FPGA-based Operation

Language English, Japanese

Functions

Copy Modes	Quick Copy (System and Files) / All Partitions / Whole Device / Percentage Copy
Compare (Verification)	Bit-by-bit data comparison from the source device to target device(s).
Sanitization Modes	Quick Erase, Full Erase (NIST 800-88), DoD Erase (DoD 5220.22-M), 7-Pass Erase (DoD 5220.22-M(ECE)), Secure Erase (NIST 800-88) , Enhanced Secure Erase.
Skip Bad Sectors	Skip the number of bad sectors during Copy/Compare/Erase.
Minimum Speed	Disable or set minimum threshold speed to drop the slowest device.
HPA Copy Modes	Allows user to choose various HPA replication methods.
Clear HPA at Erase	Keep or clear HPA settings during sanitization process.
Log Manager	Manage and export log reports.
Others	Copy/Skip Unknow Format, Erase Source Port, Transfer Modes, Device Power-up/down Time.

Compatibilities

Compatible Device	CRU HDD
-------------------	---------

Hardware Specifications

LCD Display	2x20 Backlit Monochrome LCD Display	
LEDs	3 LED Indicators per Port: Yellow (Power), Green (Pass), Red (Fail)	
Control Panel	4 Push Buttons (▲, ▼, OK, ESC)	
Power Requirements	Universal Power: 115V AC or 230V AC, 50/60Hz	
Temperature	Working: 0°C ~ 60°C	Storage: -20°C ~ 85°C
Humidity	Working: 20% ~ 80%	Storage: 5% ~ 95%
Certifications	FCC, CE, RoHS, and Reach	

****Specifications subject to change without notice.**